



ICT@WGPS

A Newsletter about ICT in West Grove Issue: 01 / 2020



West Grove Primary School

1, Jurong West St 72
Singapore 649223
Tel: 62679634
Fax: 62679635
wgps@moe.edu.sg

Inside this issue:

1. ICT Orientation
2. New Media Literacy
3. Cyber Wellness
4. SLS tips: Password

Hey! WGrovians,

Welcome to the first issue of ICT@WGPS for the year 2020! As we begin the year, let's find out the latest ICT news and interesting happenings in school!



Announcements

1. Lower primary pupils will receive hardcopy ICT booklets. Online ICT booklets for Primary 3 to 6 will be in SLS. Receive a certificate for completing the booklet.
2. Errata in Student handbook Page 22 (ICT Passwords). **Corrections** — MConLine Login ID: WGPS + Last 5 characters of Birth Cert. Password: Westgroveps71

ICT Orientation



Primary 2 pupils listened attentively during the orientation

The ICT Orientation is conducted annually in the beginning of the year for all Primary 1 to 5 pupils. Its purpose is to allow pupils to familiarise themselves with the use of the laptops and their login credentials for the different learning platforms.

The pupils learnt basic skills such as switching on laptops, signing in to Windows, and using barcode to login to Moo-O. The upper primary pupils were taught how to change their passwords for Student Learning Space (SLS).

It was indeed a helpful session for the pupils as they readied themselves in using the various learning platforms for the school year ahead.


Important points from the orientation:

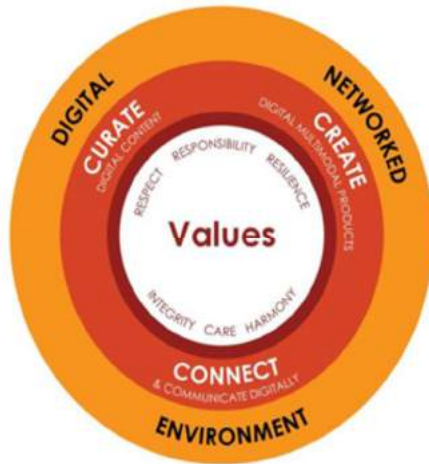
1. Remember your birth certificate number and passwords.
2. Do not log in multiple times with a wrong user ID or password to avoid account being locked.
3. Log out of your accounts after each use.

New Media Literacy

New Media Literacies

- **Curate** digital content & information
- **Create** digital multimodal products
- **Connect** & communicate digitally


Curate
 Students manage information across modes & move seamlessly through various sources




Create
 Students think, remix & publish digital artefacts across modes & forms

Connect
 Students establish networks & collaborate synchronously & asynchronously in a connected environment



What are New Media Literacies?

It is the ability to curate, create and connect with others in the digital networked environment.

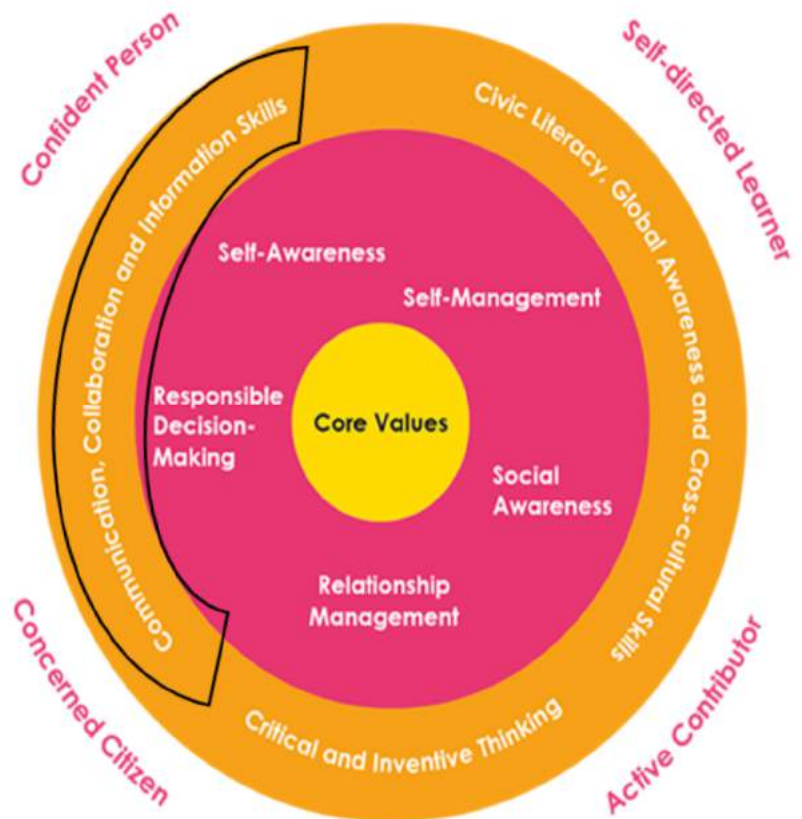
Curate, Create and Connect are the ways of interacting in the said environment.

21st Century Competencies

The six values at the core of MOE's 21st Century Competencies Framework under grid the values students should have. These values shape their participation in the connected environment.




The six values are:

- **Respect**
Believes in one's self-worth and the intrinsic worth of all members in the community.
- **Responsibility**
Recognises the duty to oneself and community, fulfilling one's responsibility and commitment.
- **Resilience**
Possesses the emotional strength to persevere in the face of challenges.
- **Integrity**
Upholds ethical principles and has the moral courage to stand up for what is right.
- **Care**
Makes discerning choices and moves beyond self-interest to improve the community.
- **Harmony**
Appreciates diversity and seeks social cohesion in the new media ecology.



Communication, Collaboration and Information (CCI2)

The following table shows the inclusion of the New Media Literacies in MOE's standards and Benchmarks for the emerging 21st Century Competencies: The Communication, Collaboration and Information (CCI2) domain.

Standards and Benchmarks for the emerging 21 st Century Competencies Communication, Collaboration and Information Skills		
CCI 2: Manages, creates and shares digital information thoughtfully, ethically and responsibly		
	Benchmarks	
	By end of P6:	By end of Sec 4/5, JC2, PU3
<p>Curate</p>  <p>Curate Digital Content and Information</p>	<p>2.1b The student is able to conduct internet searches and organise the digital information for ease of retrieval, while recognising copyright regulations governing the use of digital information.</p> <p>2.2b The student is able to verify the accuracy, credibility and currency of a piece of information.</p>	<p>2.1c The student is able to refine search results, organise information systematically and manage information sensitively, while abiding by copyright regulations and minimising security risks in the handling of information.</p> <p>2.2c The student is able to verify the accuracy, credibility and currency of information across multiple sources.</p>
<p>Create</p>  <p>Create Digital Multimodal Products</p>	<p>2.3b The student is able to select and put together different media elements to construct a digital artefact, while making informed choices with regard to how to use information ethically.</p>	<p>2.3c The student is able to modify and integrate varied media elements to construct a digital artefact, while making informed choices with regard to how to use information ethically.</p>
<p>Connect</p>  <p>Connect and Communicate Digitally</p>	<p>2.4a The student is able to exchange digital information with others synchronously and asynchronously, while observing proper etiquette.</p> <p>2.5a The student is able to manage the digital footprint he/she makes when sharing information online.</p>	<p>2.4c The student is able to contribute actively and value-add to the information pool in an online community, while observing proper etiquette.</p> <p>2.5c The student is able to project a positive online presence and manage his/ her online reputation.</p>

New Media Literacy and Cyber Wellness Programme

In West Grove Primary School, Primary 3 to Primary 6 pupils will engage in a series of lessons during Form Teacher and Guidance Periods, and Assembly Talks to learn how to better communicate and share their ideas and information with others.

In Term 1 Week 9, pupils participated in a Student Learning Space (SLS) lesson to learn how to determine the reliability of an online information.

The Five Fingers Test of Authority, Accuracy, Currency, Coverage and Objectivity can be used to evaluate the reliability of the information on websites.

How can we use the 5 Fingers Test ?



Cyber Wellness

Staying safe from Cyber Threats. Sense – Think – Act

CYBER WELLNESS
Responsible Digital Learners



Cyber Wellness @ West Grove



The year started with a new format of eAssembly. Our *Digital Literacy* assembly on New Media Literacies (NML) was conducted using Student Learning Space (SLS) in the classrooms.

Using examples of COVID-19 fake news and online falsehoods, pupils learnt how to critically evaluate what they see online and on social media. The discussion and conversations were rich and meaningful.

During the Committee of Supply debate¹, Minister for Education, Ong Ye Kung said, “We will place more emphasis on cyber wellness.” In 2019, West Grove has updated the Cyber Wellness Programmes and we are excited to roll out the improvements in 2020.

SLS Tips: Password

Tips to avoid getting locked out...

1. Provide **password reset email address** (your own or your parent's)
2. Remember the answers to your **security questions**



Scenario #1: I forgot my password

- Method A:** You can self-reset password using **Password Reset Link**
Preset "Password Reset Email Address" (under 'My Profile' page) for this to work
- Method B:** You can self-reset password by **Answering Security Questions**
Preset answers to the "Security Questions"(under 'MyProfile' page) for this to work
- Method C:** Ask your Subject Teacher to reset your password
- Method D:** Contact SLS Helpdesk to reset your password

1. Password reset via email will only work if an email address has been: (a) keyed in under “My Profile” and (b) email has been verified. Please check the Spam/Junk folders for the mail.
2. Once a reset has been done, the previous password cannot be used to log into SLS. Write the new password on page 22 of the student handbook.
3. Write the answer to the security question somewhere safe.

¹ Education Minister Ong Ye Kung, “Committee of supply debate”, March 4, 2020

